




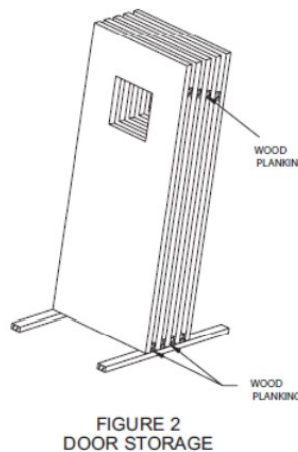
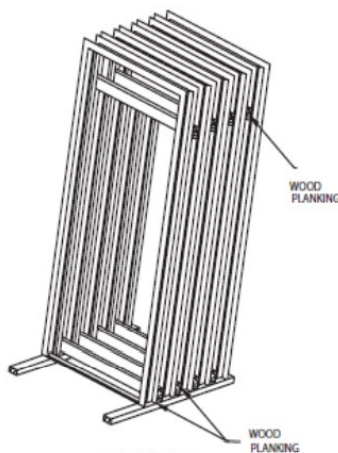
Our specifications typically reference ANSI/NAAMM HMMA 840 for the Receipt, Storage, and Installation of Hollow Metal Door & Frames. This three-part Quality Bulletin Series will review three specific items in the referenced standard.

The second of the three topics is the STORAGE OF HOLLOW METAL DOOR & FRAMES. Proper storage of door & frames is critical to maintain the integrity of the door frame and prevent damage. Also, improper storage could be a safety concern for everyone working or walking past the storage location(s). The storage of hollow metal door frames is clearly spelled out in the HMMA 840 standard, most manufacturer installation and storage instructions, and the project specifications.

*Corey Zussman, AIA, NCARB - Director of Quality Management*



- ⦿ The hollow metal door & frames will likely get slightly damaged during shipping and handling. Any scratches should be promptly corrected with a direct to metal primer to prevent any rusting on the frames. The fabricator should be sending the same primer along with the hollow metal door & frame delivery.
- ⦿ Cardboard and similar wrapping should be removed as soon as possible to promote proper air circulation unless discouraged explicitly by the Manufacturer.
- ⦿ Storage must be located in a dry environment, NEVER outside. The primer used on the door frames is porous, and a moist environment will damage the steel. Remember, a primer will NOT prevent rust from occurring on the steel. Manufacturers have found that it only takes one week for rust to form in an improper environment.
- ⦿ Review the Manufacturer's installation instructions for when the hollow metal frames should receive a finish coat of paint. Typically, paint should be applied within 30 days.
- ⦿ Only cover hollow metal door & frames with a vented material, such as Tyvek or tarp. (Not all "Tyvek" type products are equal—always review the perm rating of the product that you are using for protection (Perm rating of +30 is ideal). The improper covering of the door & frames will likely create humidity and cause blistering and surface rust.



- ⦿ Doors and frames should be unpacked from shipping pallets and stored upright.
- ⦿ Always make sure that the doors and frames are appropriately tethered to the wall.
- ⦿ There are issues when the door and frames are stored flat, including misaligned frames, twisting of the frame, and possible cracking of the welds.
- ⦿ Group no more than five doors and frames in one location to minimize damage and excessive handling.
- ⦿ Group special units together, aligning legs.
- ⦿ Separate door and frames a minimum of 1/4" to allow for proper airflow around the units.
- ⦿ Store door and frames at least 4" above the ground or 2" above a floor slab.



411 Lake Zurich Road | Barrington, IL 60010 | 847.381.2670

[www.pepperquality.com](http://www.pepperquality.com) | [www.pepperconstruction.com](http://www.pepperconstruction.com)

